


## Product Information



### Typical applications

Installing overhead lights, ceiling fans and other fixtures.

### DESCRIPTION

Cavity fixing with long threaded screw, ideal for double thickness plasterboard and large fixtures.

### Suitable for use in:

Plasterboard  
Lath and plaster  
Plywood  
Hardwood

### Features

1. Machine screw for ease of tightening.
2. Heavy gauge material for superior loads.
3. Spreads load over wide area for extra load capacity.
4. Heavy gauge nut to prevent stripping under load.

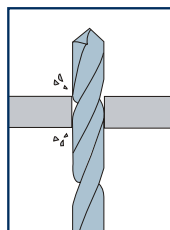
## Spring Toggle

DESCRIPTION	HOLE DIAMETER (mm)	MAX FIXTURE THICKNESS (mm)	PRODUCT RADIUS (mm)	OPTIONS	QUANTITY	PACK	BOX
M4	11	N/A	20	No screws	100		
M4x50	11	30	20	With screws	100		
M5	14	N/A	25	No screws	100		
M5x50	14	24	25	With screws	100		
M5xHook	14	50	25	With hook	100		
M6	18	N/A	30	No screws	100		
M6x60	18	28	30	With screws	100		
M6x75	18	45	30	With screws	100		

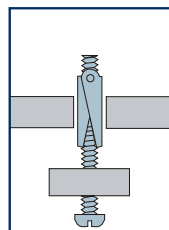
## Spring Toggle Performance Data

MATERIAL	MAXIMUM RECOMMENDED WORKING LOAD TENSION OR SHEAR		
	M4	M5	M6
Plasterboard 9.5mm	15kg	16kg	18kg
Plasterboard 12.5mm	17kg	18kg	20kg

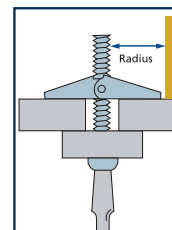
## Installation



1. Drill a hole of the appropriate diameter.



2. Compress the 'wings' and push the fixing into the hole.



3. While tightening the screw, pull the fixture out from the wall or ceiling to prevent the 'wings' spinning freely.