


IKA R-EXP ANCHOR FOR CONCRETE, STONE, BRICKWORK, & BLOCKWORK



Product Information



DESCRIPTION

Fast, economical through fixing for securing timber and metal profiles to solid brickwork and masonry. No marking out or screwing required, simply hammers through fixture into pre-drilled hole.

SUITABLE FOR USE IN:

Concrete,
Stone,
Brickwork & Blockwork.

FEATURES

1. Collar holds fixture firmly in place, no screw required.
2. Spring steel anchor expands along its full length to provide a secure fixing.

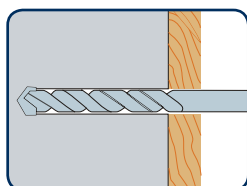
PERFORMANCE (CONCRETE C20/25)

LOADING DIRECTION	PRODUCT DIAMETER	EMBEDMENT DEPTH (mm)		ULTIMATE PERFORMANCE (kN)	RECOMMENDED WORKING LOAD (kN)
		REDUCED	STANDARD		
TENSION	6mm	REDUCED	30	1.6	0.3
		STANDARD	45	3.2	0.6
SHEAR	6mm	REDUCED	30	4.0	1.0
		STANDARD	45	7.0	1.8

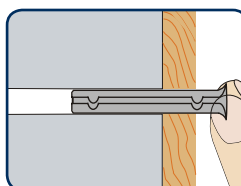
INSTALLATION

PRODUCT SIZE	MAXIMUM FIXTURE THICKNESS (mm)	
	STANDARD	REDUCED
6x30	-	10
6x50	5	20

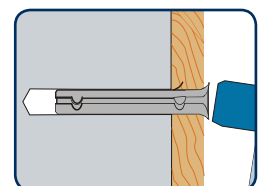
Installation



1. Drill hole through fixture and into substrate. Clean out debris.



2. Insert anchor.



3. Hammer until flush to surface.