

Typical Applications:

- Installing electrical fittings.
- Securing hooks and brackets for light loads.
- Shelving systems.



- Designed for secure fixing in lightweight materials, aerated blockwork and hollow blockwork.

1. Collapsible flange for through fixing applications.
2. Anti-rotation fins.
3. Profile allows easy expansion in hollow materials.
4. External profile ensures excellent pull out values.
5. Brad point for easy, fast insertion.

Product Specification

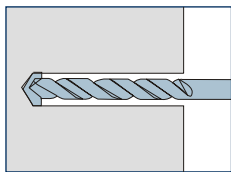
DESC.	SCREW SIZE (mm)	HOLE DIA. (mm)	FIXINGS PER PACK		
			RETAIL*	TRADE**	BOX*
6x36	4.5 (No 8)	6			100
8x50	5-5.5 (No 10-12)	8			100
10x60	5.5 (No 12)	10			100
12x70	6.3 (No 14)	12			100

*Available with and without screws.

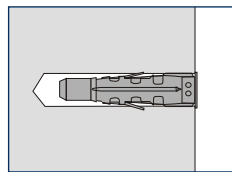
**Available with screws only.

Minimum screw length used must be at least the length of the plug plus the fixture thickness.

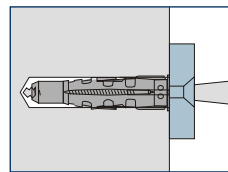
Installation



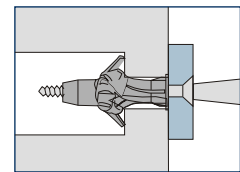
1. Drill hole to appropriate diameter and depth. Do not use impact or hammer action. Clean out hole.



2. Insert fixing into hole. Lightly tap flush to the surface.



3. Position the fixture, insert screw and tighten until screw head is flush with fixture surface.



4. Give at least two extra turns in solid blocks and more for hollow blocks, until fixture is fully secure.



Lightweight, Aerated & Hollow Blockwork