

## Product Information



### Typical applications

Securing bathroom and kitchen fittings.  
Installation of ceiling fixtures, such as light fittings.  
Fixing light shelving, brackets and hooks.

### DESCRIPTION

Medium duty plasterboard fixing.  
Fixtures can be removed and replaced for redecoration.

### Suitable for use in:

Plasterboard, Hardboard & Plywood.

### Features

1. Pressure pads ensure loads bearing against board.
2. Can be used with woodscrews or self-tapping screws.

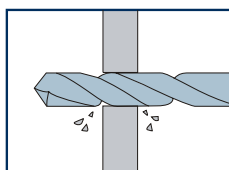
Poly-Toggle™

DESCRIPTION	SUBSTRATE THICKNESS (mm)	HOLE DIAMETER (mm)	MAX FIXTURE THICKNESS (mm)	SCREW SIZE (mm)	QUANTITY	PACK	BOX
Short (12mm)	4-12	8	25	No Screw 5x50 (No.10)	100		
Medium (19mm)	15-19	8	25	No Screw 5x50 (No.10)	100		
Long (28mm)	24-28	8	30	No Screw 5x63 (No.10)	100		

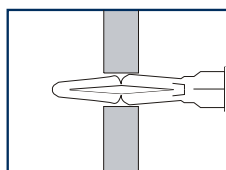
## Poly-Toggle™ Performance Data

MATERIAL	MAXIMUM LOADING		
	12mm	19mm	28mm
Plasterboard 9.5mm		8kg	
Plasterboard 12.5mm			10kg
Hollow Door	8kg		

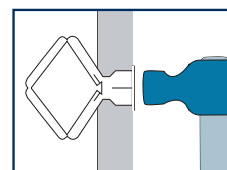
## Installation



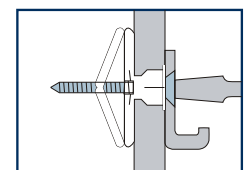
1. Drill 8mm hole.



2. Compress the 'wings' and push the fixing into the hole.



3. Tap the fixing flush with the surface.



4. Screw in fixing. Screw must be 25mm longer than the sum of fixture thickness and plasterboard.